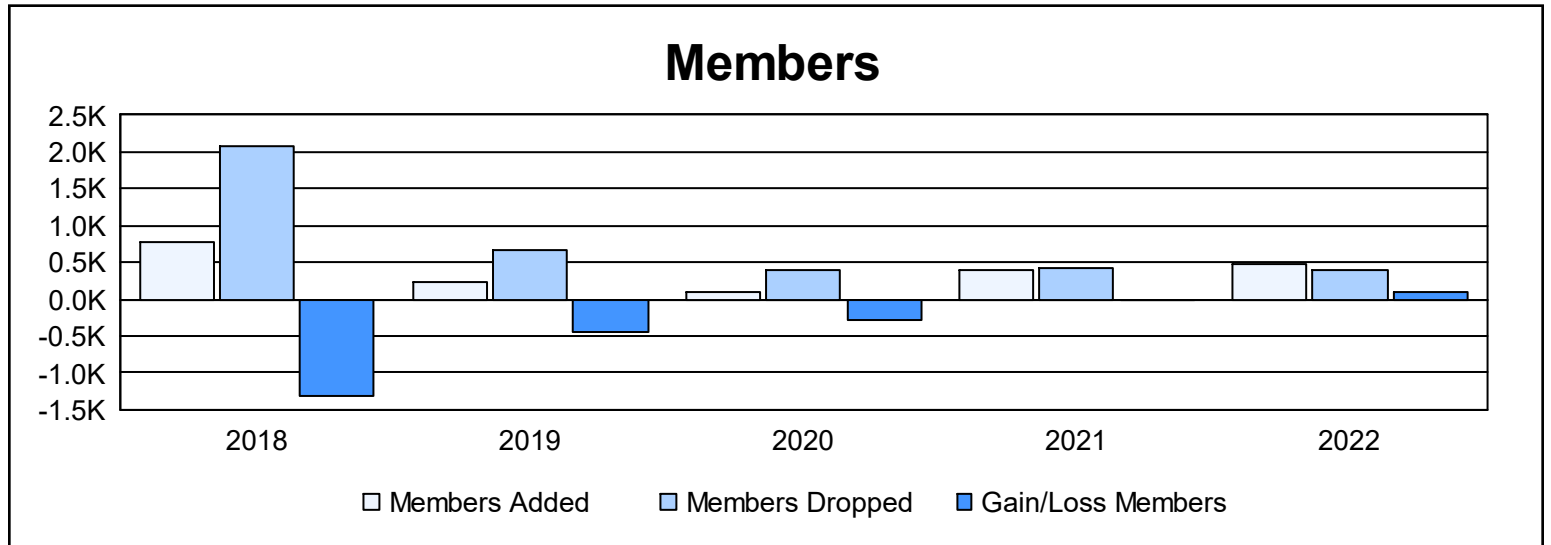
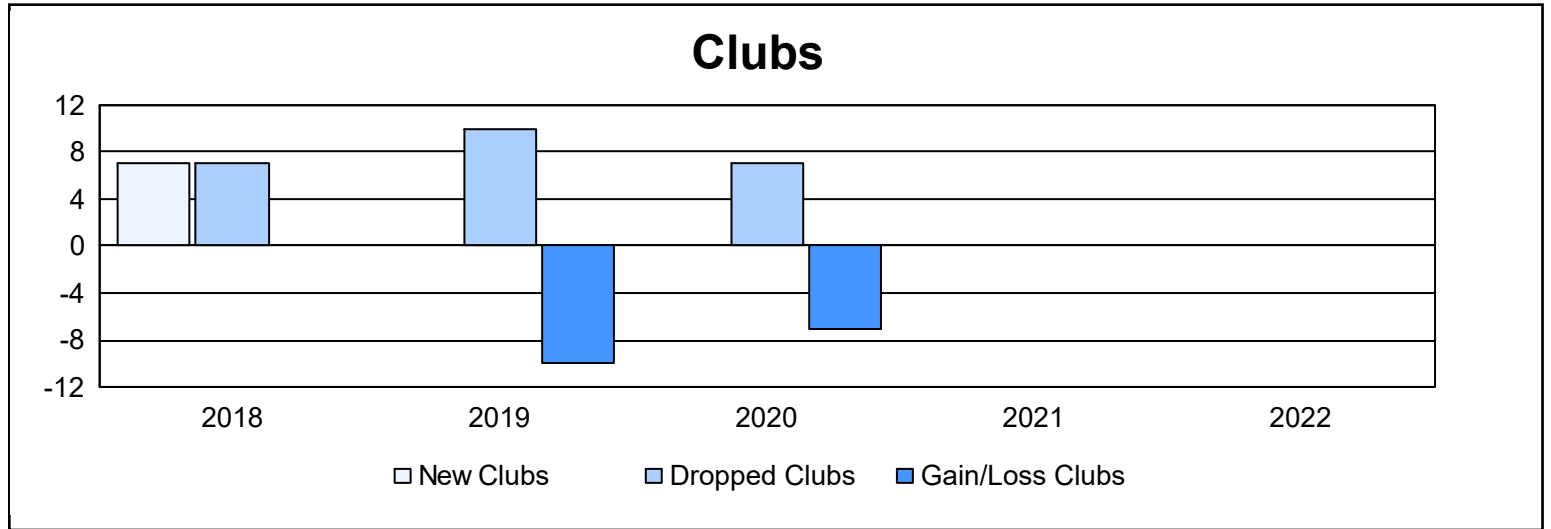
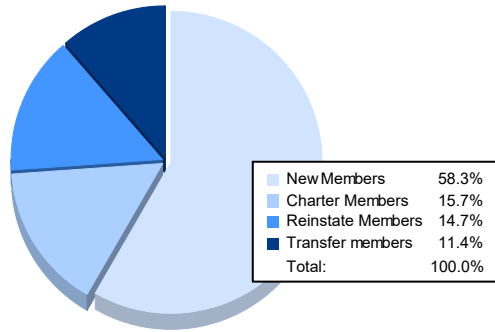


| Year | New Clubs | Dropped Clubs | Gain/ Loss Clubs | New Members | Charter Members | Reinstate Members | Transfer Members | Total Member Added | Total Members Dropped | Gain/ Loss Members |
|----------------|-----------|---------------|------------------|-------------|-----------------|-------------------|------------------|--------------------|-----------------------|--------------------|
| 2017-2018 | 7 | 7 | 0 | 303 | 325 | 116 | 23 | 767 | 2,070 | -1,303 |
| 2018-2019 | 0 | 10 | -10 | 114 | 57 | 36 | 18 | 225 | 671 | -446 |
| 2019-2020 | 0 | 7 | -7 | 0 | 44 | 49 | 3 | 96 | 384 | -288 |
| 2020-2021 | 0 | 0 | 0 | 278 | 49 | 47 | 34 | 408 | 426 | -18 |
| 2021-2022 | 0 | 0 | 0 | 282 | 76 | 71 | 55 | 484 | 384 | 100 |
| Average | 1 | 5 | -3 | 195 | 110 | 64 | 27 | 396 | 787 | -391 |



Membership Composition June 2022 Cumulative



Gender Composition June 2022 Cumulative

